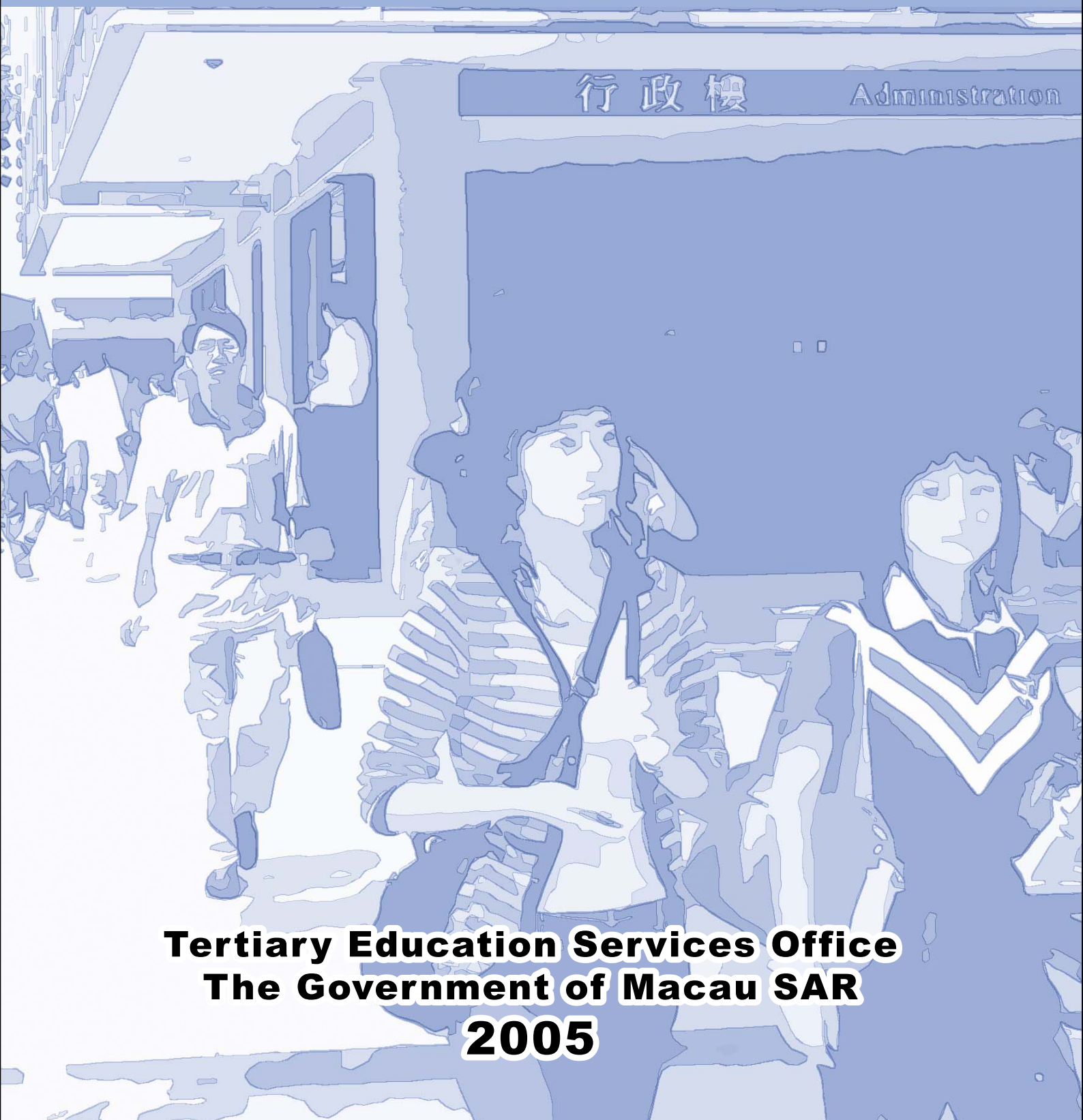


Data of Higher Education in Macau

Numbers of Staff and Students for the academic year 2004/2005



**Tertiary Education Services Office
The Government of Macau SAR
2005**

Contents

Introduction	3
I. Academic and Support Staff in Higher Education, 2004/05	6
Table 1.1: Academic and Support Staff, 2004/05	6
Table 1.2: Academic Staff, by Place of Recruitment, 2004/05	6
II. Students Registered in Higher Education, 2004/05	7
Table 2.1: Students Registered, by Gender, 2004/05	7
Table 2.2: Students Registered, by Place of Recruitment, 2004/05	7
Table 2.3: Students Registered, by Mode of Study, 2004/05	8
Table 2.4: Students Registered, by Programme, 2004/05	8
Table 2.5: Local Students Registered, by Programme, 2004/05	9
Table 2.6: Non-local Students Registered, by Programme, 2004/05	9
Table 2.7: Students Registered, by Area of Study, 2004/05	10
Table 2.8: Students Registered, by Mode of Study, 2004/05	11
Table 2.9: Students Registered, by Programme, 2004/05	12
III. Higher Education Graduates, 2003/04	14
Table 3.1: Higher Education Graduates, by Gender, 2003/04	14
Table 3.2: Higher Education Graduates, by Place of Recruitment, 2003/04	14
Table 3.3: Higher Education Graduates, by Mode of Study, 2003/04	15
Table 3.4: Higher Education Graduates, by Programme, 2003/04	15
Table 3.5: Local Graduates, by Programme, 2003/04	16
Table 3.6: Non-local Graduates, by Programme, 2003/04	16
Table 3.7: Higher Education Graduates, by Mode of Study, 2003/04	17
Appendix I. Students Registered in Higher Education, 2002/03 – 2004/05	18
Appendix Table 1.1: Local Students Registered, by Gender, 2002/03 – 2004/05	18
Appendix Chart 1.1: Local Students Registered, by Gender, 2002/03 – 2004/05	18
Appendix Table 1.2: Local Students Registered, by Programme, 2002/03 - 2004/05	19
Appendix Table 1.3: Non-local Students Registered, by Gender, 2002/03 - 2004/05	20
Appendix Chart 1.3: Non-local Students Registered, by Gender, 2002/03 - 2004/05	20
Appendix Table 1.4: Non-local Students Registered, by Programme, 2002/03 – 2004/05	21
Appendix II. Higher Education Graduates, 2001/02 – 2003/04	22

Appendix Table 2.1: Local Graduates, by Gender, 2001/02 – 2003/04.....	22
Appendix Chart 2.1: Local Graduates, by Gender, 2002/03 – 2004/05.....	22
Appendix Table 2.2: Local Graduates, by Programme, 2001/02 - 2003/04	23
Appendix Table 2.3: Non-local Graduates, by Gender, 2001/02 - 2003/04	24
Appendix Chart 2.3: Non-local Graduates, by Gender, 2002/03 - 2004/05	24
Appendix Table 2.4: Non-local Graduates, by Programme, 2001/02 – 2003/04.....	25

Appendix III. Students in Non-higher Educational Programmes Provided by Higher Education Institution.....

Appendix 3.1: Students in Pre-University Study, 2004/05	26
Appendix 3.2: Students in Professional Training and Adult Education Programmes, 2003/04.....	26

Introduction

1. Numbers of staff and students enrolled in the ten higher education institutions of Macau for the academic year 2004/2005 are collected in this booklet. Except for those marked with footnotes, all data presented are collected on 31 March 2005.
2. Data for the academic years from 2001/02 to 2003/04 are also given.
3. For the convenience of typesetting, the official names of the ten institutions are represented by their English or Portuguese acronyms. Please check the following table for reference.

Institution Name	Acronym
University of Macau	UM
Macau Polytechnic Institute	IPM
Institute For Tourism Studies	IFT
Macau Security Force Superior School	ESFSM
Asia International Open University (Macau)	AIOU
Macau Inter-University Institute	IIUM
Kiang Wu Nursing College of Macau	KWNCM
Macau University of Science and Technology	MUST
Macau Institute of Management	MIM
Macau Millennium College	MMC

4. Some specific terms used in this booklet are defined as follows:
 - (1) **Students Registered and Graduates:**

Students Registered: Students who have completed registration procedure and formally enrolled in a higher education institution.

Graduates: Students who are qualified to be graduates of a higher education institution, and are conferred graduation certificates or degrees.
 - (2) **Local and Non-local Students:**

Local Students: Students who are holders of Macau Resident Identity

Cards.

Non-local Students: Students who are not holders of Macau Resident Identity Cards.

(3) Mode of Study

Day Programme: Programme which is taught mainly in the daytime of working days. With its duration divided into academic years and semesters, lessons of the programme are given continuously and uninterruptedly during the academic year and semester.

Evening Programme: Programme which is taught mainly in the evening of working days. With its duration divided into academic years and semesters, lessons of the programme are given continuously and uninterruptedly during the academic year and semester.

Part-time Programme: Programme which is taught mainly in evenings, on weekends and holidays, with its duration divided into academic years and semesters.

(4) Degree Programmes

Bacharelato Programme (3 yr Degree Programme)

Bachelor Programme

Master Programme

Doctorate Programme

Stipulation of the degree programmes mentioned above can be referred to Article 14 to Article 18 of Higher Education Regulation in Macau, namely the Decree Law No.11/91/M dated 4th February, which has been revised by the Decree Law No.8/92/M dated 10th February.

(5) Diploma Programme

Diploma Programme: Non-degree programme conducted by higher education institution, with its duration no shorter than one year. Applicants of this kind of programme should have been graduated from secondary schools or possess knowledge or techniques in special fields of study. Students who have completed the programme and have passed the examinations can apply for Complementary Bachelor Programmes in related fields, according to regulations of particular institutions.

Post-graduate Diploma Programme: The duration of the programme

should not be shorter than one year, and the applicants should possess bachelor degrees or qualifications of above level.

(6) Local and Non-local Staff

Local Staff: Staff who are holders of Macau Resident Identity Cards.

Non-local Staff: Staff who are not holders of Macau Resident Identity Cards.

(7) Academic Year

All years given in this booklet are academic years, except for the ones especially indicated.

5. For one of the reasons given below, figures cannot be provided in some of the tables and will be marked by “---”.
 - (a) Lack of information.
 - (b) Items are not available to the institution.
 - (c) Data is not provided by the institution.
 - (d) The institution was not established by the time.

6. In the tables in which numbers of Students Registered and Graduates are categorized by Area of Study, 8 broad groups composed of various areas of study are established. This classification is made in accordance with the “International Standard Classification of Education” (ISCED1997) designed by UNESCO, and is adapted for the general conditions of the higher education programmes in Macau.

7. Acronyms and explanations mentioned are applicable to this booklet only.

I. Academic and Support Staff in Higher Education, 2004/05

Table 1.1: Academic and Support Staff, 2004/05

Institutions	Academic	Support	Research	Total
UM	384	330	15	729
IPM	378	227	6	611
IFT	72	86	---	158
ESFSM	29	117	---	146
AIOU	184*	37	---	221
IIUM	36	13	---	49
KWNCM	39	14	---	53
MUST	342	255	---	597
MIM	31	12	---	43
MMC	26	18	---	44
Total	1,521	1,109	21	2,651
Percentage	57.38%	41.83%	0.79%	

Table 1.2: Academic Staff, by Place of Recruitment, 2004/05

Institutions	Local	Non-local	Total
UM	200	184	384
IPM	275	103	378
IFT	55	17	72
ESFSM	28	1	29
AIOU	28	156	184*
IIUM	16	20	36
KWNCM	31	8	39
MUST	65	277	342
MIM	14	17	31
MMC	6	20	26
Total	718	803	1,521
Percentage	47.21%	52.79%	

*Some academic staff in programmes co-operated by AIOU and other institutions are not included.

II. Students Registered in Higher Education, 2004/05

Table 2.1: Students Registered, by Gender, 2004/05

Institutions	Male	Female	Total
UM	2,300	3,262	5,562
IPM	1,134	1,604	2,738
IFT	129	378	507
ESFSM	25	2	27
AIOU	6,623	2,692	9,315
IIUM	62	73	135
KWNCM	20	194	214
MUST	4,904	2,406	7,310
MIM	84	211	295
MMC	126	95	221
Total	15,407	10,917	26,324
Percentage	58.53%	41.47%	

Table 2.2: Students Registered, by Place of Recruitment, 2004/05

Institutions	Local			Non-local			Total
	Male	Female	Subtotal	Male	Female	Subtotal	
UM	1,810	2,676	4,486	490	586	1,076	5,562
IPM	993	1,423	2,416	141	181	322	2,738
IFT	105	307	412	24	71	95	507
ESFSM	23	2	25	2	---	2	27
AIOU	498	537	1,035	6,125	2,155	8,280	9,315
IIUM	57	69	126	5	4	9	135
KWNCM	20	191	211	---	3	3	214
MUST	1,002	975	1,977	3,902	1,431	5,333	7,310
MIM	73	208	281	11	3	14	295
MMC	125	95	220	1	---	1	221
Total	4,706	6,483	11,189	10,701	4,434	15,135	26,324
Percentage	17.88%	24.63%	42.51%	40.65%	16.84%	57.49%	

Table 2.3: Students Registered, by Mode of Study, 2004/05

Institutions	Day	Evening	Part-time	Total
UM	3,718	1,810	34	5,562
IPM	1,273	1,465	---	2,738
IFT	436	71	---	507
ESFSM	27	---	---	27
AIOU	18	---	9,297	9,315
IIUM	---	135	---	135
KWNCM	167	47	---	214
MUST	2,323	735	4,252	7,310
MIM	---	---	295	295
MMC	46	175	---	221
Total	8,008	4,438	13,878	26,324
Percentage	30.42%	16.86%	52.72%	

Table 2.4: Students Registered, by Programme, 2004/05

Institutions	Doctorate	Master	Post-graduate Diploma	Bachelor	Bacharelato (3-yr Degree)	Diploma	Total
UM	34	1,153	116	4,113	146	---	5,562
IPM	---	---	---	485	2,253	---	2,738
IFT	---	---	---	71	436	---	507
ESFSM	---	---	---	27	---	---	27
AIOU	34	5,162	2,577	1,537	5	---	9,315
IIUM	5	122	---	8	---	---	135
KWNCM	---	---	---	214	---	---	214
MUST	283	4,182	---	2,845	---	---	7,310
MIM	---	---	---	107	188	---	295
MMC	---	---	---	10	---	211	221
Total	356	10,619	2,693	9,417	3,028	211	26,324
Percentage	1.35%	40.34%	10.23%	35.77%	11.51%	0.80%	

Table 2.5: Local Students Registered, by Programme, 2004/05

Institutions	Doctorate	Master	Post-graduate Diploma	Bachelor	Bacharelato (3-yr Degree)	Diploma	Total
UM	22	895	116	3,307	146	---	4,486
IPM	---	---	---	470	1,946	---	2,416
IFT	---	---	---	36	376	---	412
ESFSM	---	---	---	25	---	---	25
AIOU	7	162	154	708	4	---	1,035
IIUM	3	115	---	8	---	---	126
KWNCM	---	---	---	211	---	---	211
MUST	39	300	---	1,638	---	---	1,977
MIM	---	---	---	107	174	---	281
MMC	---	---	---	10	---	210	220
Total	71	1,472	270	6,520	2,646	210	11,189
Percentage	0.63%	13.16%	2.41%	58.27%	23.65%	1.88%	

Table 2.6: Non-local Students Registered, by Programme, 2004/05

Institutions	Doctorate	Master	Post-graduate Diploma	Bachelor	Bacharelato (3-yr Degree)	Diploma	Total
UM	12	258	---	806	---	---	1,076
IPM	---	---	---	15	307	---	322
IFT	---	---	---	35	60	---	95
ESFSM	---	---	---	2	---	---	2
AIOU	27	5,000	2,423	829	1	---	8,280
IIUM	2	7	---	---	---	---	9
KWNCM	---	---	---	3	---	---	3
MUST	244	3,882	---	1,207	---	---	5,333
MIM	---	---	---	---	14	---	14
MMC	---	---	---	---	---	1	1
Total	285	9,147	2,423	2,897	382	1	15,135
Percentage	1.88%	60.44%	16.01%	19.14%	2.52%	0.01%	

Table 2.7: Students Registered, by Area of Study, 2004/05

Broad Groups	Area of Study	Doctorate	Master	Post-graduate Diploma	Bachelor	Bacharelato (3-yr Degree)	Diploma	Total
Education	Teacher Training	---	---	81	352	249	---	682
	Education Science	5	163	---	---	---	---	168
	Physical Education	---	---	---	37	173	---	210
Humanities and Arts	Humanities	---	13	---	---	1	---	14
	Languages and Literature	3	125	---	447	---	---	575
	Translation	---	---	---	88	340	---	428
	Design and Arts	---	---	---	22	237	---	259
Social Science, Business and Law	Social and Behavioural Science	---	64	---	468	---	---	532
	Journalism and Communication	---	24	---	414	81	---	438
	Business and Management	261	9,126	2,577	4,199	772	---	17,016
	Gaming Management	---	---	---	52	---	---	52
	Public Administration	1	288	---	148	162	---	599
	Law	42	385	35	914	---	---	1,376
Science	Natural Science	---	---	---	---	14	---	14
	Mathematics	2	22	---	---	---	---	24
	Computing and Information Technology	12	151	---	540	174	---	877
Architecture and Engineering	Engineering	11	102	---	238	17	---	368
	Architecture and Town Planning	7	50	---	80	---	---	137
Health and Social Welfare	Medicine	7	18	---	367	53	---	445
	Nursing and Health	---	---	---	288	92	---	380
	Pharmacy	5	80	---	---	50	---	135
	Social Services	---	---	---	46	177	---	223
Services	Tourism and Entertainment	---	8	---	690	436	211	1,345
	Security	---	---	---	27	---	---	27
Total		356	10,619	2,693	9,417	3,028	211	26,324

Table 2.8: Students Registered, by Mode of Study, 2004/05

Institutions	UM	IPM	IFT	ESFSM	AIOU	IUM	KWNCM	MUST	MIM	MMC	Total
Day Programme											
Local (Male)	1,157	403	93	23	---	---	14	558	---	26	2,274
Local (Female)	1,777	562	283	2	---	---	151	508	---	20	3,303
Local (Subtotal)	2,934	965	376	25	---	---	165	1,066	---	46	5,577
Non-local (Male)	340	137	12	2	8	---	---	673	---	---	1,172
Non-local (Female)	444	171	48	---	10	---	2	584	---	---	1,259
Non-local(Subtotal)	784	308	60	2	18	---	2	1,257	---	---	2,431
Total	3,718	1,273	436	27	18	---	167	2,323	---	46	8,008
Evening Programme											
Local (Male)	637	590	12	---	---	57	6	343	---	99	1,744
Local (Female)	893	861	24	---	---	69	40	344	---	75	2,306
Local (Subtotal)	1,530	1,451	36	---	---	126	46	687	---	174	4,050
Non-local (Male)	143	4	12	---	---	5	---	30	---	1	195
Non-local (Female)	137	10	23	---	---	4	1	18	---	---	193
Non-local(Subtotal)	280	14	35	---	---	9	1	48	---	1	388
Total	1,810	1,465	71	---	---	135	47	735	---	175	4,438
Part-time Programme											
Local (Male)	16	---	---	---	498	---	---	101	73	---	688
Local (Female)	6	---	---	---	537	---	---	123	208	---	874
Local (Subtotal)	22	---	---	---	1,035	---	---	224	281	---	1,562
Non-local (Male)	7	---	---	---	6,117	---	---	3,199	11	---	9,334
Non-local (Female)	5	---	---	---	2,145	---	---	829	3	---	2,982
Non-local(Subtotal)	12	---	---	---	8,262	---	---	4,028	14	---	12,316
Total	34	---	---	---	9,297	---	---	4,252	295	---	13,878

Table 2.9: Students Registered, by Programme, 2004/05

Institutions	UM	IPM	IFT	ESFSM	AIOU	IIUM	KWNCM	MUST	MIM	MMC	Total
Doctorate Programmes											
Local (Male)	16	---	---	---	5	1	---	23	---	---	45
Local (Female)	6	---	---	---	2	2	---	16	---	---	26
Local (Subtotal)	22	---	---	---	7	3	---	39	---	---	71
Non-local (Male)	7	---	---	---	22	2	---	194	---	---	225
Non-local (Female)	5	---	---	---	5	---	---	50	---	---	60
Non-local(Subtotal)	12	---	---	---	27	2	---	244	---	---	285
Total	34	---	---	---	34	5	---	283	---	---	356
Master Programmes											
Local (Male)	414	---	---	---	66	49	---	152	---	---	681
Local (Female)	481	---	---	---	96	66	---	148	---	---	791
Local (Subtotal)	895	---	---	---	162	115	---	300	---	---	1,472
Non-local (Male)	131	---	---	---	3,931	3	---	3,063	---	---	7,128
Non-local (Female)	127	---	---	---	1,069	4	---	819	---	---	2,019
Non-local(Subtotal)	258	---	---	---	5,000	7	---	3,882	---	---	9,147
Total	1,153	---	---	---	5,162	122	---	4,182	---	---	10,619
Post-graduate Diploma Programmes											
Local (Male)	63	---	---	---	69	---	---	---	---	---	132
Local (Female)	53	---	---	---	85	---	---	---	---	---	138
Local (Subtotal)	116	---	---	---	154	---	---	---	---	---	270
Non-local (Male)	---	---	---	---	1,753	---	---	---	---	---	1,753
Non-local (Female)	---	---	---	---	670	---	---	---	---	---	670
Non-local(Subtotal)	---	---	---	---	2,423	---	---	---	---	---	2,423
Total	116	---	---	---	2,577	---	---	---	---	---	2,693

(Continued) Table 2.9: Students Registered, by Programme, 2004/05

Institutions	UM	IPM	IFT	ESFSM	AIOU	IUUM	KWNCM	MUST	MIM	MMC	Total
Bachelor Programmes											
Local (Male)	1,312	156	12	23	357	7	20	827	15	5	2,734
Local (Female)	1,995	314	24	2	351	1	191	811	92	5	3,786
Local (Subtotal)	3,307	470	36	25	708	8	211	1,638	107	10	6,520
Non-local (Male)	352	7	12	2	419	---	---	645	---	---	1,437
Non-local (Female)	454	8	23	---	410	---	3	562	---	---	1,460
Non-local (Subtotal)	806	15	35	2	829	---	3	1,207	---	---	2,897
Total	4,113	485	71	27	1,537	8	214	2,845	107	10	9,417
Bacharelato (3-yr Degree) Programmes											
Local (Male)	5	837	93	---	1	---	---	---	58	---	994
Local (Female)	141	1,109	283	---	3	---	---	---	116	---	1,652
Local (Subtotal)	146	1,946	376	---	4	---	---	---	174	---	2,646
Non-local (Male)	---	134	12	---	---	---	---	---	11	---	157
Non-local (Female)	---	173	48	---	1	---	---	---	3	---	225
Non-local (Subtotal)	---	307	60	---	1	---	---	---	14	---	382
Total	146	2,253	436	---	5	---	---	---	188	---	3,028
Diploma Programmes											
Local (Male)	---	---	---	---	---	---	---	---	---	120	120
Local (Female)	---	---	---	---	---	---	---	---	---	90	90
Local (Subtotal)	---	---	---	---	---	---	---	---	---	210	210
Non-local (Male)	---	---	---	---	---	---	---	---	---	1	1
Non-local (Female)	---	---	---	---	---	---	---	---	---	---	---
Non-local (Subtotal)	---	---	---	---	---	---	---	---	---	1	1
Total	---	---	---	---	---	---	---	---	---	211	211

III. Higher Education Graduates, 2003/04

Table 3.1: Higher Education Graduates, by Gender, 2003/04

Institutions	Male	Female	Total
UM	276	575	851
IPM	311	556	867
IFT	32	97	129
ESFSM	---	---	---
AIOU	1,655	856	2,511*
IIUM	17	37	54
KWNCM	1	---	1
MUST	3,883	1,609	5,492
MIM	12	61	73
MMC	96	64	160
Total	6,283	3,855	10,138
Percentage	61.97%	38.03%	

Table 3.2: Higher Education Graduates, by Place of Recruitment, 2003/04

Institutions	Local			Non-local			Total
	Male	Female	Subtotal	Male	Female	Subtotal	
UM	230	527	757	46	48	94	851
IPM	303	546	849	8	10	18	867
IFT	26	79	105	6	18	24	129
ESFSM	---	---	---	---	---	---	---
AIOU	96	159	255	1,559	697	2,256	2,511*
IIUM	14	35	49	3	2	5	54
KWNCM	1	---	1	---	---	---	1
MUST	371	396	767	3,512	1,213	4,725	5,492
MIM	12	61	73	---	---	---	73
MMC	96	64	160	---	---	---	160
Total	1,149	1,867	3,016	5,134	1,988	7,122	10,138
Percentage	11.33%	18.42%	29.75%	50.64%	19.61%	70.25%	

*45 graduates were conferred MBA and Post-graduates Certificate of Management simultaneously by AIOU for the academic year.

Table 3.3: Higher Education Graduates, by Mode of Study, 2003/04

Institutions	Day	Evening	Part-time	Total
UM	495	356	---	851
IPM	231	526	110	867
IFT	48	81	---	129
ESFSM	---	---	---	---
AIOU	---	171	2,340	2,511*
IIUM	---	54	---	54
KWNCM	1	---	---	1
MUST	97	165	5,230	5,492
MIM	---	---	73	73
MMC	4	156	---	160
Total	876	1,509	7,753	10,138
Percentage	8.64%	14.88%	76.48%	

Table 3.4: Higher Education Graduates, by Programme, 2003/04

Institutions	Doctorate	Master	Post-graduate Diploma	Bachelor	Bacharelato (3-yr Degree)	Diploma	Total
UM	---	153	58	569	71	---	851
IPM	---	---	---	394	469	4	867
IFT	---	---	---	50	48	31	129
ESFSM	---	---	---	---	---	---	---
AIOU	---	2,171	80	273	---	32	2,511*
IIUM	---	36	5	---	---	13	54
KWNCM	---	---	---	---	1	---	1
MUST	5	4,819	---	200	---	468	5,492
MIM	---	---	---	---	73	---	73
MMC	---	---	---	---	---	160	160
Total	5	7,179	143	1,486	662	708	10,138

*45 graduates were conferred MBA and Post-graduates Certificate of Management simultaneously by AIOU for the academic year.

Table 3.5: Local Graduates, by Programme, 2003/04

Institutions	Doctorate	Master	Post-graduate Diploma	Bachelor	Bacharelato (3-yr Degree)	Diploma	Total
UM	---	80	57	549	71	---	757
IPM	---	---	---	390	455	4	849
IFT	---	---	---	40	34	31	105
ESFSM	---	---	---	---	---	---	---
AIOU	---	52	36	138	---	31	255*
IIUM	---	32	5	---	---	12	49
KWNCM	---	---	---	---	1	---	1
MUST	2	103	---	197	---	465	767
MIM	---	---	---	---	73	---	73
MMC	---	---	---	---	---	160	160
Total	2	267	98	1,314	634	703	3,016

Table 3.6: Non-local Graduates, by Programme, 2003/04

Institutions	Doctorate	Master	Post-graduate Diploma	Bachelor	Bacharelato (3-yr Degree)	Diploma	Total
UM	---	73	1	20	---	---	94
IPM	---	---	---	4	14	---	18
IFT	---	---	---	10	14	---	24
ESFSM	---	---	---	---	---	---	---
AIOU	---	2,119	44	135	---	1	2,256*
IIUM	---	4	---	---	---	1	54
KWNCM	---	---	---	---	---	---	---
MUST	3	4,716	---	3	---	3	4,725
MIM	---	---	---	---	---	---	---
MMC	---	---	---	---	---	---	---
Total	3	6,912	45	172	28	5	7,122

* 45 graduates were conferred MBA and Post-graduates Certificate of Management simultaneously by AIOU for the academic year.

Table 3.7: Higher Education Graduates, by Area of Study, 2003/04

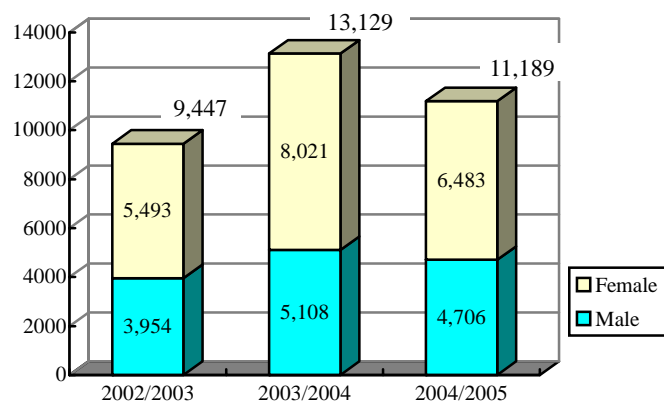
Broad Groups	Area of Study	Doctorate	Master	Post-graduate Diploma	Bachelor	Bacharelato (3-yr Degree)	Diploma	Total
Education	Teacher training	---	---	35	137	95	---	267
	Education Science	---	31	5	---	---	3	39
	Physical Education	---	---	---	34	38	---	72
Humanities and Arts	Humanities	---	4	---	---	---	---	4
	Languages and Literature	---	15	---	80	---	---	95
	Translation	---	---	---	46	96	---	142
	Design and Arts	---	---	---	38	32	---	70
Social Science, Business and Law	Social and Behavioural Science	---	6	---	25	---	10	41
	Journalism and Communication	---	1	---	45	11	---	57
	Business and Management	4	6,706	80	606	172	57	7,625*
	Public Administration	---	293	---	---	15	4	312
	Law	---	80	23	146	---	---	249
Science	Mathematics	---	5	---	---	---	---	5
	Computing and Information Technology	1	7	---	127	28	---	163
Architecture and Engineering	Engineering	---	9	---	34	---	---	43
	Architecture and Town Planning	---	4	---	13	---	---	17
Health and Social welfare	Medicine	---	---	---	22	55	---	77
	Nursing and Health	---	---	---	61	19	---	80
	Pharmacy	---	18	---	---	---	---	18
	Social Services	---	---	---	22	53	---	75
Services	Tourism and Entertainment	---	---	---	50	48	166	264
Not Known or Unspecified		---	---	---	---	---	468	468
Total		5	7,179	143	1,486	662	708	10,138

* 45 graduates were conferred MBA and Post-graduates Certificate of Management simultaneously by AIOU for the academic year.

Appendix I. Students Registered in Higher Education, 2002/03 – 2004/05

Appendix Table I.1: Local Students Registered, by Gender, 2002/03 – 2004/05

Institutions	2002/2003 ^a			2003/2004 ^b			2004/2005 ^c		
	Male	Female	Total	Male	Female	Total	Male	Female	Total
UM	1,575	2,448	4,023	1,716	2,611	4,327	1,810	2,676	4,486
IPM	940	1,388	2,328	979	1,473	2,452	993	1,423	2,416
IFT	65	159	224	95	273	368	105	307	412
ESFSM	31	2	33	19	2	21	23	2	25
AIOU	386	484	870	572	634	1,206	498	537	1,035
IIUM	40	93	133	53	101	154	57	69	126
KWNCM	12	108	120	11	123	134	20	191	211
MUST	728	552	1,280	1,451	2,462	3,913	1,002	975	1,977
MIM	50	144	194	67	198	265	73	208	281
MMC	127	115	242	145	144	289	125	95	220
Total	3,954	5,493	9,447	5,108	8,021	13,129	4,706	6,483	11,189



Appendix Chart 1.1 : Local Students Registered, by Gender, 2002/03-2004/05

a Data collected on 30 November 2002

b Data collected on 30 November 2003

c Data collected on 31 March 2005

Appendix Table 1.2: Local Students Registered, by Programme, 2002/03 - 2004/05

Programmes	Institutions	2002/2003 ^a			2003/2004 ^b			2004/2005 ^c		
		Male	Female	Total	Male	Female	Total	Male	Female	Total
Doctorate	UM	11	11	22	13	5	18	16	6	22
	AIOU	1	2	3	3	3	6	5	2	7
	IIUM	1	1	2	1	2	3	1	2	3
	MUST	10	6	16	19	15	34	23	16	39
	Total	23	20	43	36	25	61	45	26	71
Master	UM	353	382	735	398	471	869	414	481	895
	AIOU	77	71	148	89	87	176	66	96	162
	IIUM	35	76	111	42	81	123	49	66	115
	MUST	175	150	325	156	164	320	152	148	300
	Total	640	679	1,319	685	803	1,488	681	791	1,472
Bachelor	UM	1,144	1,754	2,898	1,229	1,888	3,117	1,312	1,995	3,307
	IPM	139	212	351	159	330	489	156	314	470
	IFT	11	26	37	10	34	44	12	24	36
	ESFSM	31	2	33	19	2	21	23	2	25
	AIOU	170	219	389	332	328	660	357	351	708
	IIUM	1	---	1	7	1	8	7	1	8
	KWNCM	6	80	86	10	123	133	20	191	211
	MUST	543	396	939	790	682	1,472	827	811	1,638
	MIM	---	---	---	10	54	64	15	92	107
	MMC	25	14	39	---	---	---	5	5	10
Total	2,070	2,703	4,773	2,566	3,442	6,008	2,734	3,786	6,520	
Bacharelato (3-yr Degree)	UM	10	227	237	4	181	185	5	141	146
	IPM	795	1,153	1,948	820	1,139	1,959	837	1,109	1,946
	IFT	54	133	187	73	207	280	93	283	376
	AIOU	1	3	4	---	5	5	1	3	4
	KWNCM	6	28	34	1	---	1	---	---	---
	MIM	47	139	186	57	144	201	58	116	174
	Total	913	1,683	2,596	955	1,676	2,631	994	1,652	2,646

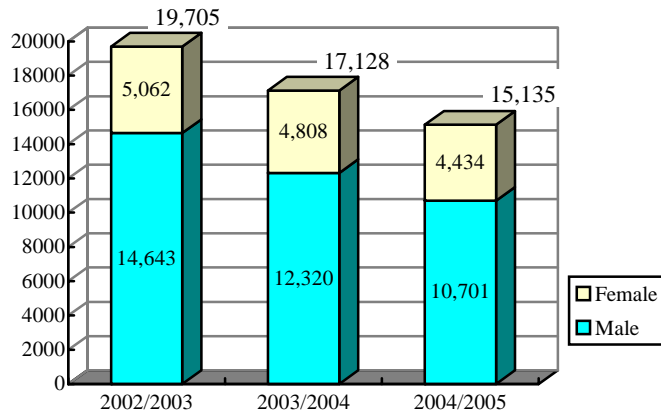
a Data collected on 30 November 2002

b Data collected on 30 November 2003

c Data collected on 31 March 2005

Appendix Table 1.3: Non-local Students Registered, by Gender, 2002/03 - 2004/05

Institutions	2002/2003 ^a			2003/2004 ^b			2004/2005 ^c		
	Male	Female	Total	Male	Female	Total	Male	Female	Total
UM	322	363	685	372	460	832	490	586	1,076
IPM	129	161	290	136	186	322	141	181	322
IFT	20	45	65	16	64	80	24	71	95
ESFSM	7	---	7	6	---	6	2	---	2
AIOU	5,111	1,648	6,759	6,140	2,186	8,326	6,125	2,155	8,280
IIUM	5	7	12	5	6	11	5	4	9
KWNCM	---	---	---	---	---	---	---	3	3
MUST	9,049	2,838	11,887	5,644	1,906	7,550	3,902	1,431	5,333
MIM	---	---	---	---	---	---	11	3	14
MMC	---	---	---	1	---	1	1	---	1
Total	14,643	5,062	19,705	12,320	4,808	17,128	10,701	4,434	15,135



Appendix Chart 1.3 : Non-local Students Registered, by Gender, 2002/03-2004/05

a Data collected on 30 November 2002

b Data collected on 30 November 2003

c Data collected on 31 March 2005

Appendix Table 1.4: Non-local Students Registered, by Programme, 2002/03 – 2004/05

Programmes	Institutions	2002/2003 ^a			2003/2004 ^b			2004/2005 ^c		
		Male	Female	Total	Male	Female	Total	Male	Female	Total
Doctorate	UM	2	2	4	4	4	8	7	5	12
	AIOU	3	3	6	11	3	14	22	5	27
	IIUM	---	---	---	---	---	---	2	---	2
	MUST	86	25	111	113	29	142	194	50	244
	Total	91	30	121	128	36	164	225	60	285
Master	UM	104	91	195	121	117	238	131	127	258
	AIOU	3,410	991	4,401	3,927	1,132	5,059	3,931	1,069	5,000
	IIUM	3	3	6	4	6	10	3	4	7
	MUST	8,759	2,637	11,396	5,155	1,542	6,697	3,063	819	3,882
	Total	12,276	3,722	15,998	9,207	2,797	12,004	7,128	2,019	9,147
Bachelor	UM	215	269	484	246	339	585	352	454	806
	IPM	1	---	1	2	2	4	7	8	15
	IFT	7	10	17	4	17	21	12	23	35
	ESFSM	7	---	7	6	---	6	2	---	2
	AIOU	94	101	195	404	351	755	419	410	829
	KWNCM	---	---	---	---	---	---	---	3	3
	MUST	204	176	380	376	335	711	645	562	1,207
	Total	528	556	1,084	1,038	1,044	2,082	1,437	1,460	2,897
Bacharelato (3-yr Degree)	UM	1	---	1	---	---	---	---	---	---
	IPM	128	161	289	134	184	318	134	173	307
	IFT	13	35	48	12	47	59	12	48	60
	AIOU	---	---	---	---	---	---	---	1	1
	MIM	---	---	---	---	---	---	11	3	14
	Total	142	196	338	146	231	377	157	225	382

a Data collected on 30 November 2002

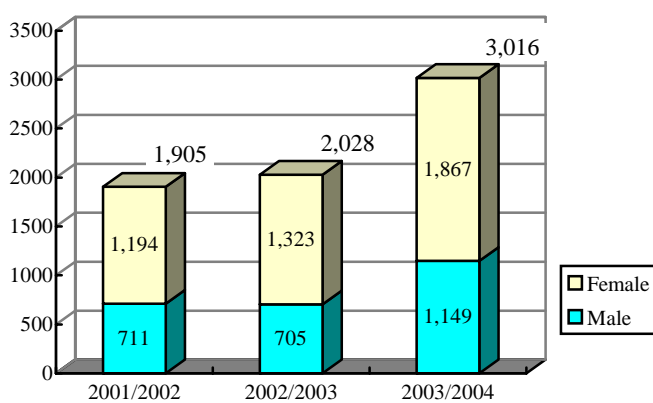
b Data collected on 30 November 2003

c Data collected on 31 March 2005

Appendix II. Higher Education Graduates, 2001/02 – 2003/04

Appendix Table 2.1: Local Graduates, by Gender, 2001/02 – 2003/04

Institutions	2001/2002 ^a			2002/2003 ^b			2003/2004 ^c		
	Male	Female	Total	Male	Female	Total	Male	Female	Total
UM	212	412	624	232	522	754	230	527	757
IPM	311	413	724	277	487	764	303	546	849
IFT	19	55	74	19	59	78	26	79	105
ESFSM	---	---	---	12	---	12	---	---	---
AIOU	111	172	283	95	144	239	96	159	255
IIUM	28	27	55	14	27	41	14	35	49
KWNCM	2	74	76	6	26	32	1	---	1
MUST	20	3	23	42	19	61	371	396	767
MIM	8	38	46	8	39	47	12	61	73
MMC	---	---	---	---	---	---	96	64	160
Total	711	1,194	1,905	705	1,323	2,028	1,149	1,867	3,016



Appendix Chart 2.1 : Local Graduates, by Gender, 2001/02-2003/04

a Data collected on 31 October 2002

b Data collected on 31 October 2003

c Data collected on 15 November 2004

Appendix Table 2.2: Local Graduates, by Programme, 2001/02 - 2003/04

Programmes	Institutions	2001/2002 ^a			2002/2003 ^b			2003/2004 ^c		
		Male	Female	Total	Male	Female	Total	Male	Female	Total
Doctorate	UM	2	---	2	---	---	---	---	---	---
	MUST	---	---	---	---	---	---	2	---	2
	Total	2	---	2	---	---	---	2	---	2
Master	UM	32	39	71	28	29	57	27	53	80
	AIOU	16	34	50	16	14	30	24	28	52
	IIUM	16	24	40	11	23	34	10	22	32
	MUST	---	---	---	42	19	61	52	51	103
	Total	64	97	161	97	85	182	113	154	267
Bachelor	UM	135	245	380	159	358	517	176	373	549
	IPM	114	119	233	105	143	248	129	261	390
	IFT	10	29	39	10	25	35	9	31	40
	ESFSM	---	---	---	12	---	12	---	---	---
	AIOU	62	98	160	54	82	136	46	92	138
	IIUM	10	3	13	---	---	---	---	---	---
	MUST	20	3	23	---	---	---	111	86	197
	Total	351	497	848	340	608	948	471	843	1,314
Bacharelato (3-yr Degree)	UM	3	69	72	5	87	92	2	69	71
	IPM	186	275	461	165	329	494	174	281	455
	IFT	9	26	35	9	34	43	11	23	34
	KWNCM	2	74	76	6	26	32	1	---	1
	MIM	8	38	46	8	39	47	12	61	73
	Total	208	482	690	193	515	708	200	434	634

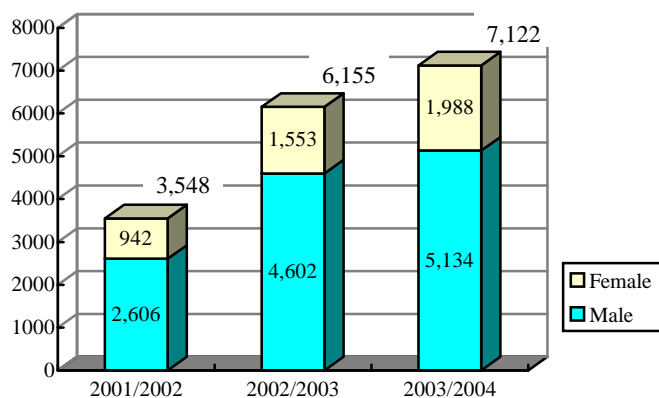
a Data collected on 31 October 2002

b Data collected on 31 October 2003

c Data collected on 15 November 2004

Appendix Table 2.3: Non-local Graduates, by Gender, 2001/02 - 2003/04

Institutions	2001/2002 ^a			2002/2003 ^b			2003/2004 ^c		
	Male	Female	Total	Male	Female	Total	Male	Female	Total
UM	32	25	57	38	31	69	46	48	94
IPM	---	2	2	4	2	6	8	10	18
IFT	5	5	10	7	11	18	6	18	24
ESFSM	---	---	---	1	---	1	---	---	---
AIOU	1,613	601	2,214	1,548	620	2,168	1,559	697	2,256
IIUM	5	4	9	1	1	2	3	2	5
KWNCM	---	19	19	---	---	---	---	---	---
MUST	951	286	1,237	3,003	888	3,891	3,512	1,213	4,725
MIM	---	---	---	---	---	---	---	---	---
Total	2,606	942	3,548	4,602	1,553	6,155	5,134	1,988	7,122



Appendix Chart 2.3 : Non-local Graduates, by Gender, 2001/02-2003/04

a Data collected on 31 October 2002
 b Data collected on 31 October 2003
 c Data collected on 15 November 2004

Appendix Table 2.4: Non-local Graduates, by Programme, 2001/02 – 2003/04

Programmes	Institutions	2001/2002 ^a			2002/2003 ^b			2003/2004 ^c		
		Male	Female	Total	Male	Female	Total	Male	Female	Total
Doctorate	MUST	---	---	---	---	---	---	2	1	3
	Total	---	---	---	---	---	---	2	1	3
Master	UM	8	11	19	21	21	42	41	32	73
	AIOU	1,465	530	1,995	1,389	527	1,916	1,484	635	2,119
	IIUM	4	4	8	---	---	---	2	2	4
	MUST	951	286	1,237	3,003	888	3,891	3,508	1,208	4,716
	Total	2,428	831	3,259	4,413	1,436	5,849	5,035	1,877	6,912
Bachelor	UM	10	8	18	16	10	26	5	15	20
	IPM	---	2	2	---	---	---	2	2	4
	IFT	2	1	3	3	4	7	3	7	10
	ESFSM	---	---	---	1	---	1	---	---	---
	AIOU	28	22	50	38	52	90	75	60	135
	MUST	---	---	---	---	---	---	2	1	3
	Total	40	33	73	58	66	124	87	85	172
Bacharelato (3-yr Degree)	UM	---	---	---	1	---	1	---	---	---
	IPM	---	---	---	4	2	6	6	8	14
	IFT	3	4	7	4	7	11	3	11	14
	KWNCM	---	19	19	---	---	---	---	---	---
	Total	3	23	26	9	9	18	9	19	28

a Data collected on 31 October 2002

b Data collected on 31 October 2003

c Data collected on 15 November 2004

Appendix III. Students in Non-higher Educational Programmes Provided by Higher Education Institution

Appendix 3.1: Students in Pre-University Study, 2004/05^a

Institutions	Local			Non-local			Total
	Male	Female	Subtotal	Male	Female	Subtotal	
UM	111	171	282	29	41	70	352
MUST	21	13	34	49	23	72	106
Total	132	184	316	78	64	142	458

Appendix 3.2: Students in Professional Training and Adult Education Programmes, 2003/04^b

Institutions	Programmes	Students
UM	36	4,199
IPM	59	4,708
IFT	96	2,485
ESFSM	42	2,935
IIUM	5	154
KWNCM	6	185
MIM	146	3,542
MMC	16	1,541
Total	406	19,749

a Data collected on 31 March 2005

b Data collected on 15 November 2004

Sincere gratitudes are extended to:

University of Macau
Macau Polytechnic Institute
Institute For Tourism Studies
Macau Security Force Superior School
Asia International Open University (Macau)
Macau Inter-University Institute
Kiang Wu Nursing College of Macau
Macau University of Science and Technology
Macau Institute of Management
Macau Millennium College